



EMVO On-Boarding

How to connect to the EU Hub?

Info Pack V.2.0
3 May 2017

Please check


<https://www.emvo-medicines.eu/>

for the latest version of this presentation and the On-boarding Guideline.

European Medicines Verification Organisation (EMVO)

www.emvo-medicines.eu

helpdesk@emvo-medicines.eu



DISCLAIMER

These On-boarding Guideline/Manual for MAH (without parallel distribution activity) and Parallel Distributors (MAH with parallel distribution activity) and the related Power-Point presentation (the "Guides") are provided "AS IS" by EMVO. They are provided for your information only and do not amount to professional advice or recommendations from EMVO. No warranty of any kind is made or given by EMVO with respect to these Guides or use thereof, including, but not limited to, as to the accuracy or the completeness thereof. Use of these Guides is at the your own risks and perils. To the fullest extent permitted by applicable law, EMVO expressly disclaims all warranties of any kind, whether expressed or implied, including, but not limited to the warranties for hidden or latent defect, of merchantability, fitness for a particular purpose and non-infringement. EMVO shall not be liable for any direct or indirect damage, loss or claims, including loss of use, data, profits, benefits, data, business, opportunity, goodwill, clientele, for third party's claims, or for any other indirect, special, incidental or consequential damages of any kind in connection with or arising out of the use of any information disclosed hereunder, whether alleged as a breach of contract (including grave fault), tort, negligence (including gross negligence), hidden/latent defects, strict liability or any other legal theory, even if the EMVO had been advised of the possibility of such damage. Nothing herein shall, however, operate to limit or exclude any liability for fraud or other liability that cannot be legally excluded. EMVO reserves the right to amend these Guides at any time without prior notice.

General Information

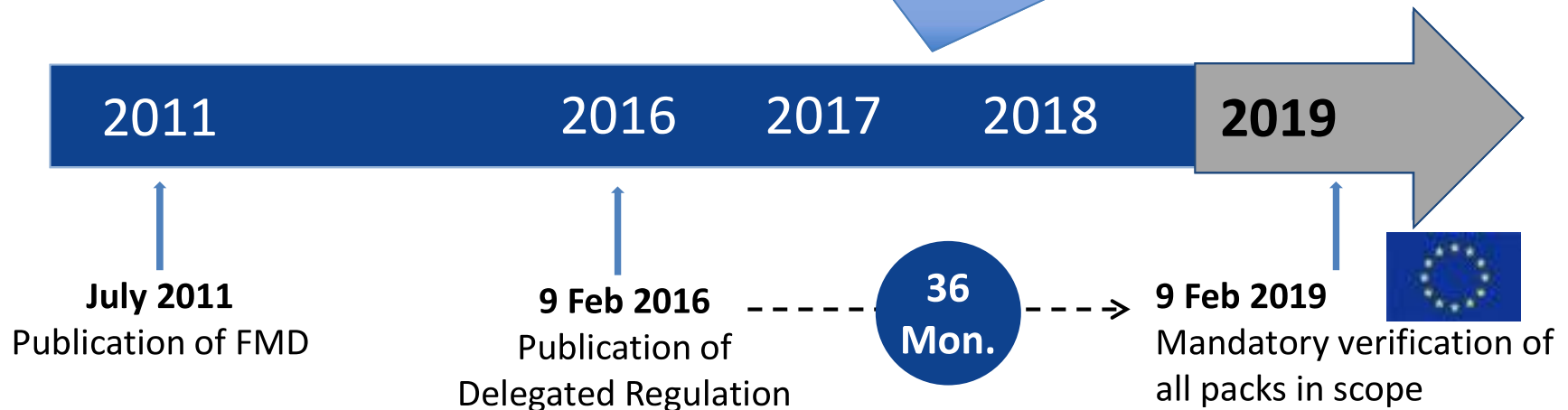
How does the On-Boarding work?

General Information

How does the On-Boarding work?

FMD Legislation and Delegated Act

- **Connect approx. 2,500 On-boarding Partners (OBPs) to the EU Hub**
- Establish National Systems in 32 countries
- Connect many thousand Pharmacies and Wholesalers
- Serialise all affected pharmaceutical packs (10.5 bn)



~ 700 days remain

FMD: Falsified Medicines Directive

Responsibilities of the Supply Chain Partners

Serialization by MAH

Risk based verification by Wholesalers

Verification and check-out at point of dispense

Safety features:

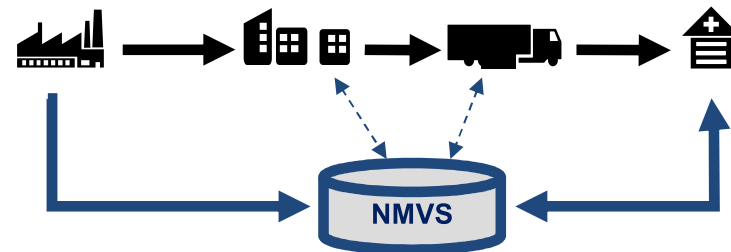
Code ('unique identifier')


+

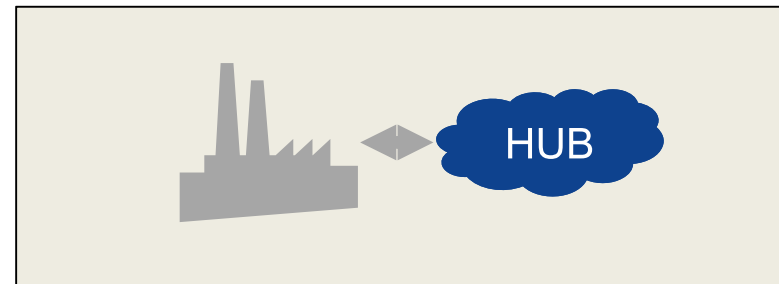
Tamper evidence

System set up and Governance by MAH together with other stakeholders

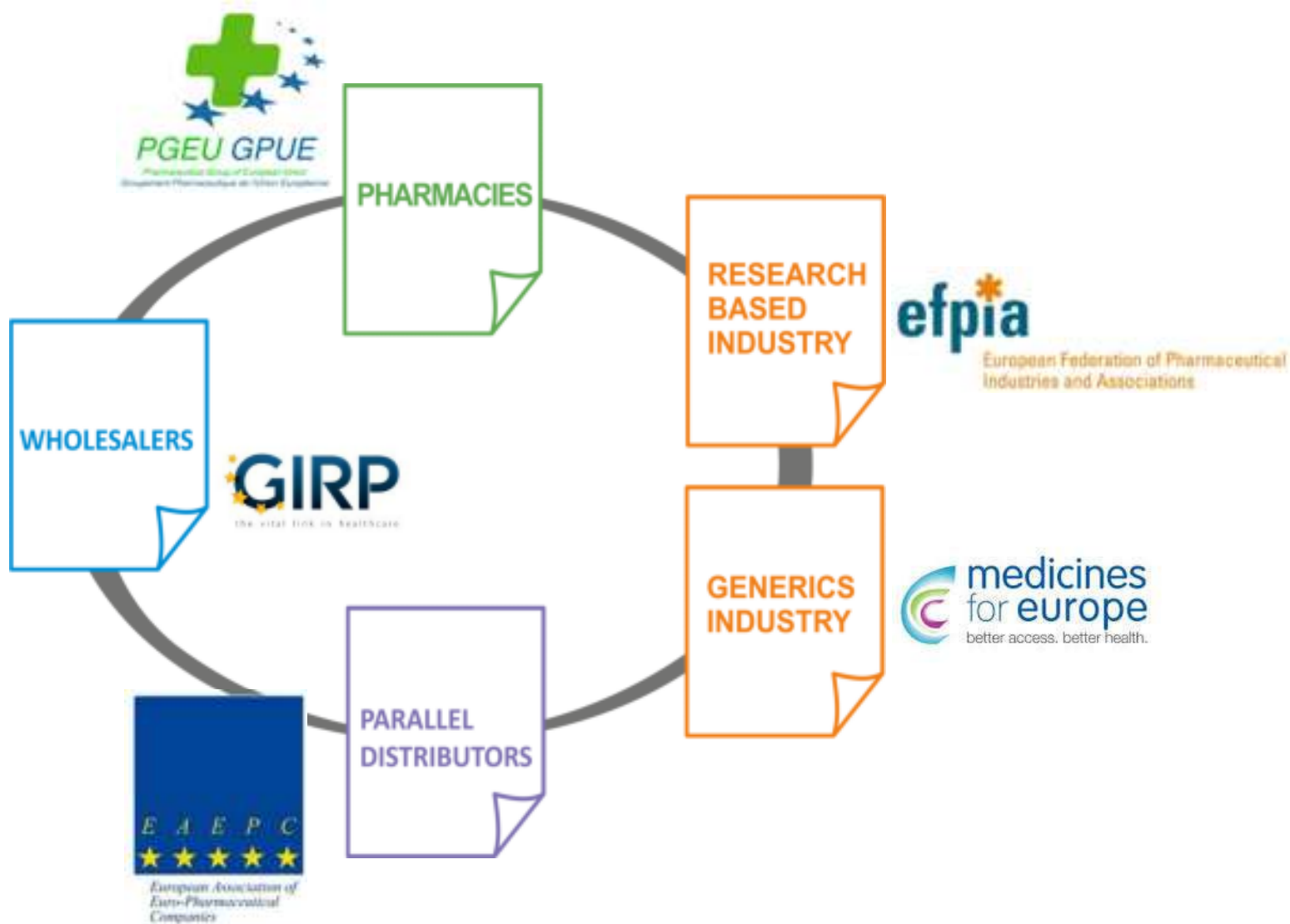
Oversight by competent authorities



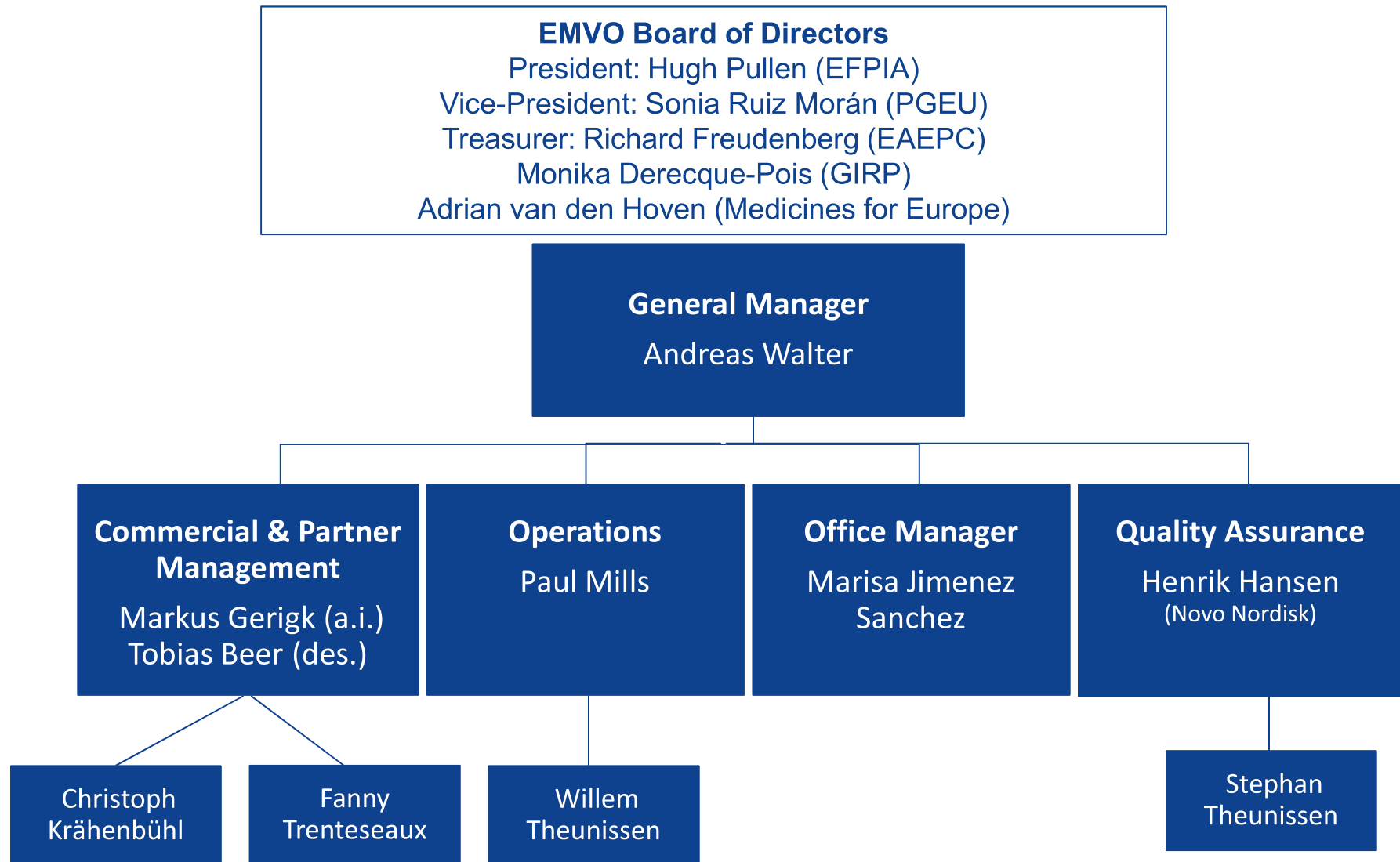
Product #:	09876543210982	
S/N:	12345AZRQF1234567890	
Batch:	A1C2E3G4I5	
Expiry:	140531	



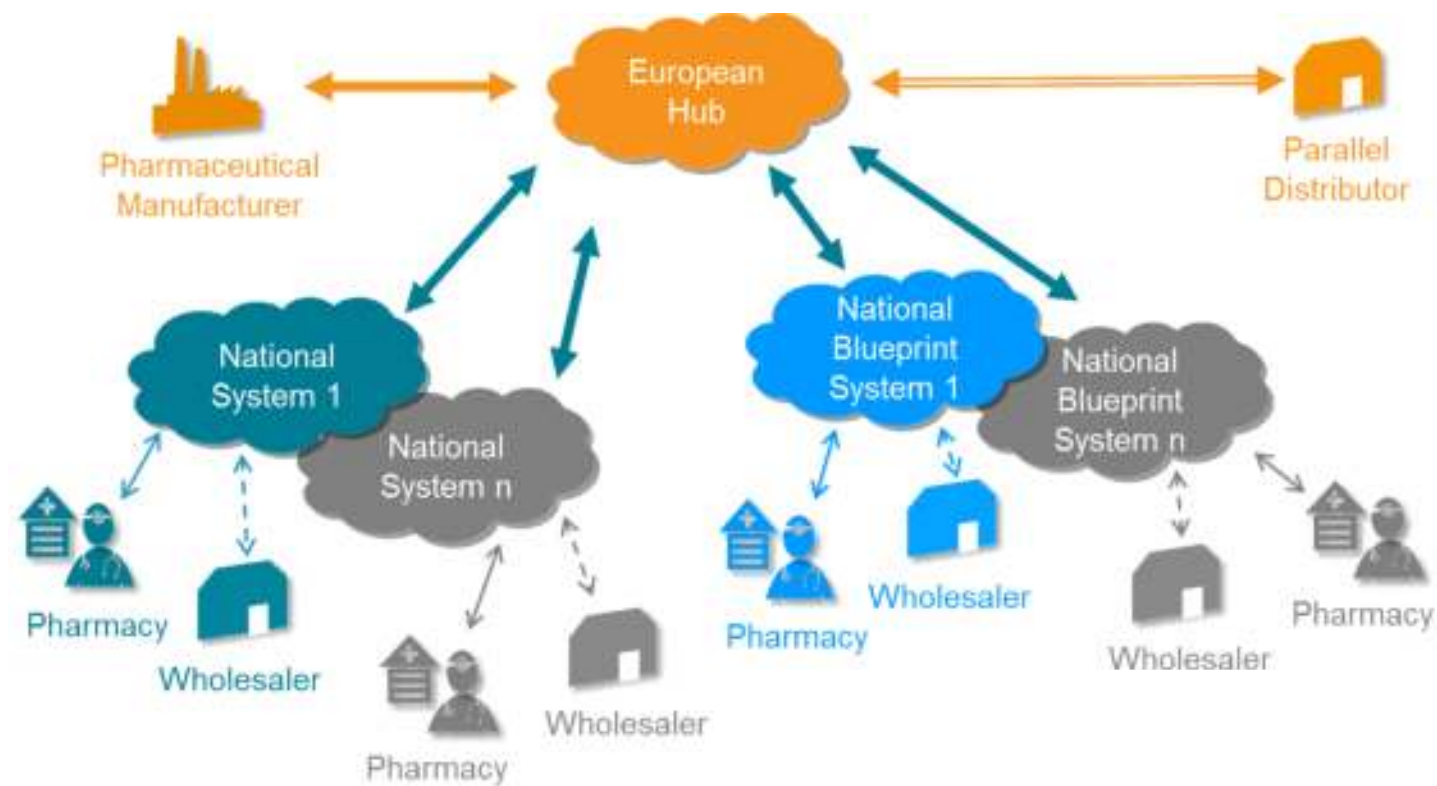
EMVO Foundation Members



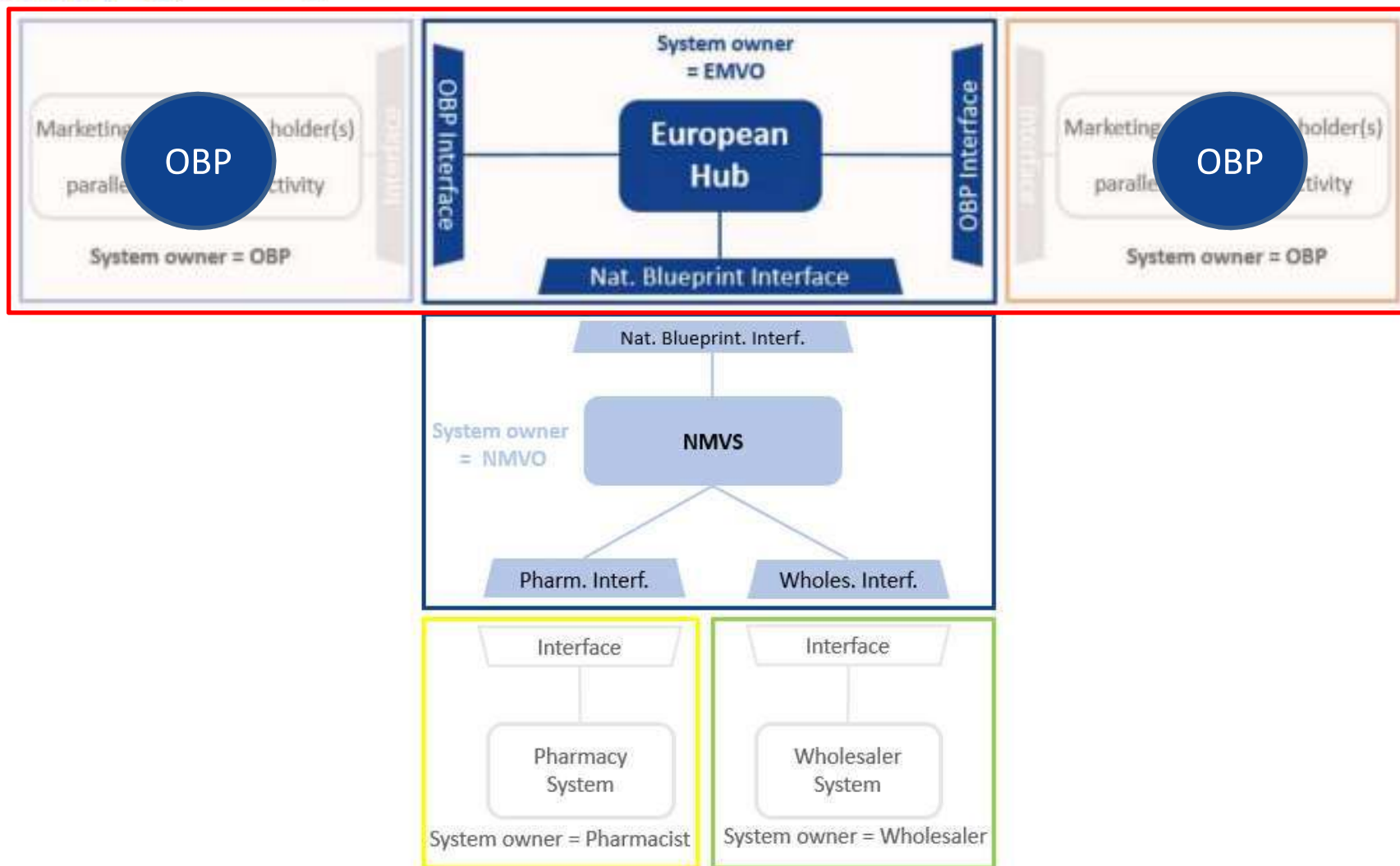
Organisational chart



System Landscape I



System Landscape II



OBP: On-boarding Partner

NMVS: National Medicines Verification System

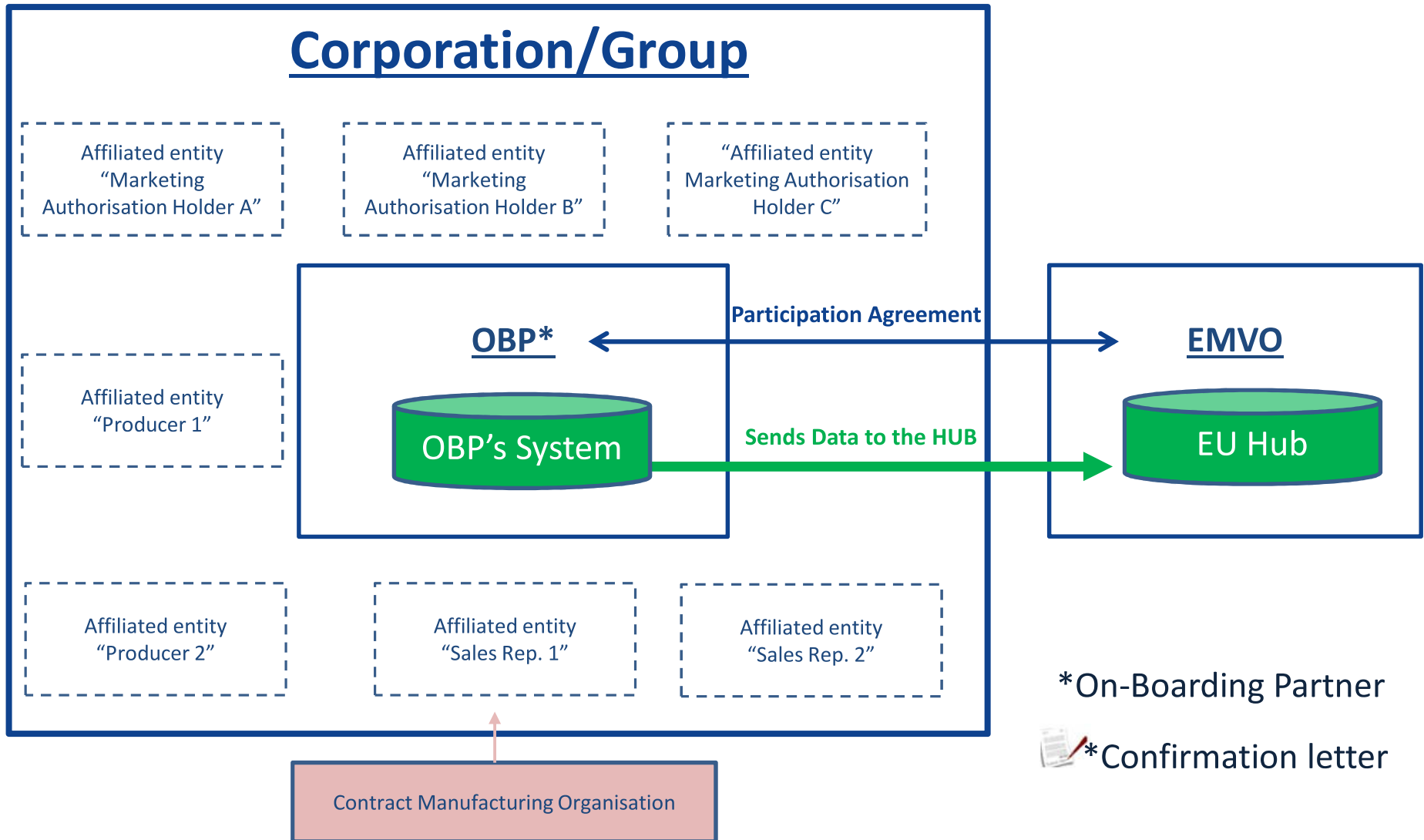
NMVO: National Medicines Verification Organisation

What is an “OBP”?

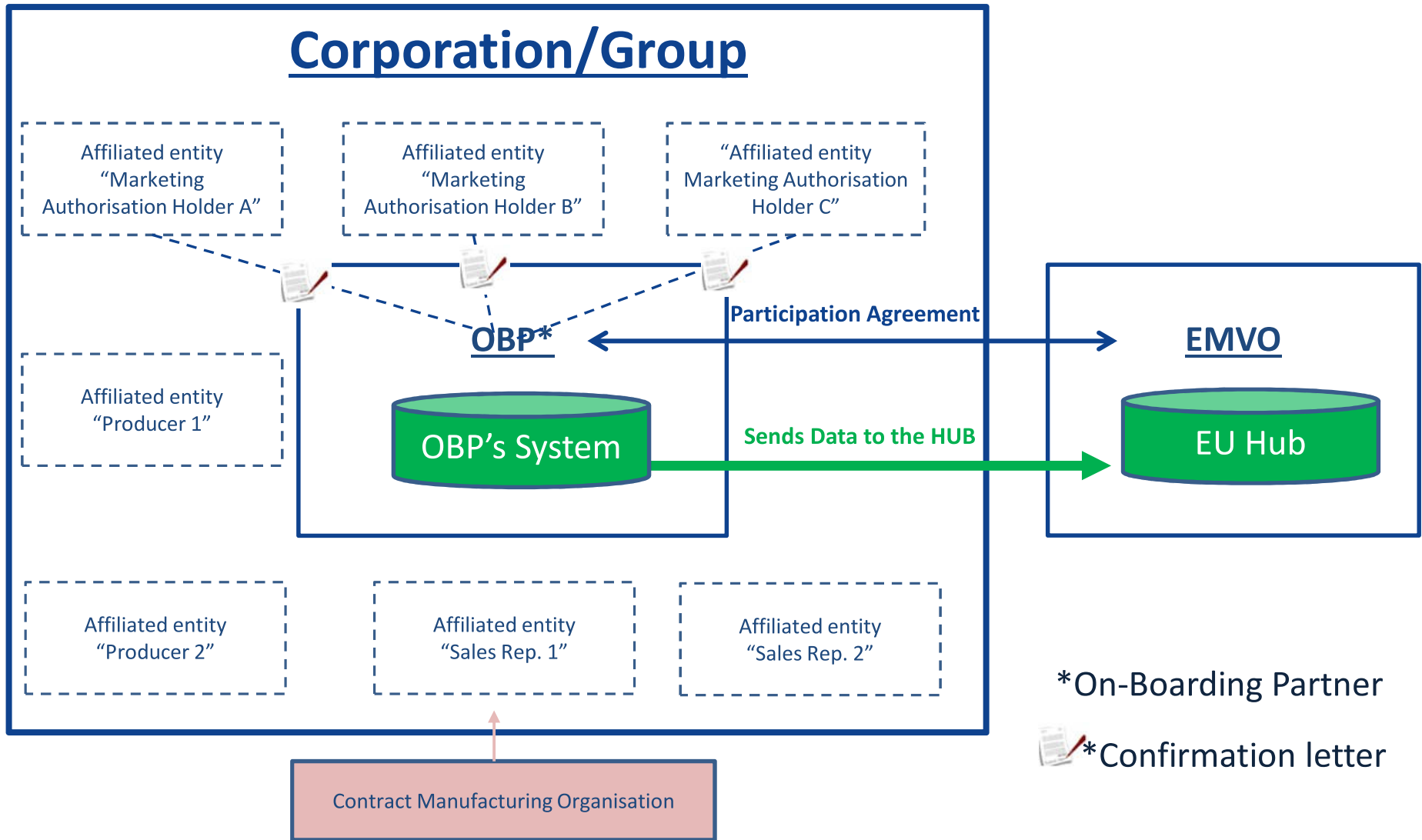
- ❑ OBP means On-Boarding Partner and is the contracting party of EMVO and concludes the non-disclosure agreement (NDA) and participation agreement (PA).
- ❑ The OBP is legally authorized to sign on behalf of a MAH/a group of MAHs.
- ❑ The OBP has to be affiliated (*) to a MAH/a group of MAHs

(*) Affiliate shall mean, in relation to a Party, any other person affiliated with such Party within the meaning of Article 11 of the Belgian Code of Companies (it being understood, for the avoidance of doubt, that the definition set out in said Article 11 is agreed to also apply to non-Belgian persons).

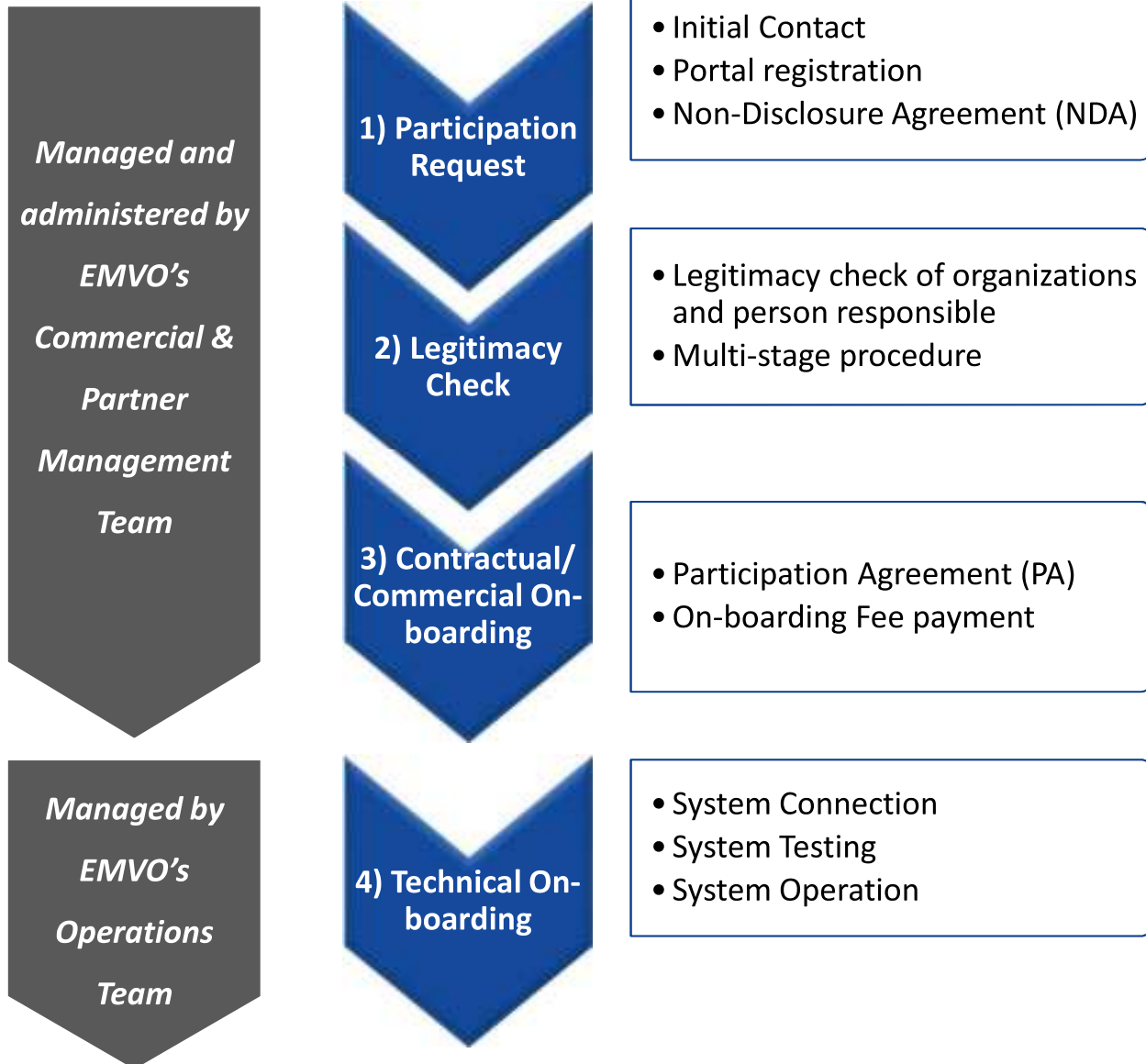
Relationship OBP* and EMVO



Relationship OBP* and EMVO



On-Boarding Process



OBP Contracts with EMVO

1. Non-Disclosure Agreement (NDA)

- Covers **provision of Confidential Information** by EMVO, e.g. on
 - European Hub
 - Gateway
- Purpose: **Assessment of participation** in the EMVS project

2. Participation Agreement (PA)

- Contractual framework for **participation in the On-boarding project**, e.g.
 - Use of Gateway
 - Interface development
 - Connect to the HUB
 - SDK
- Purpose: **Execution of Technical On-Boarding**

OBP Contracts with EMVO

1. Non-Disclosure Agreement (NDA)

2. Participation Agreement (PA)

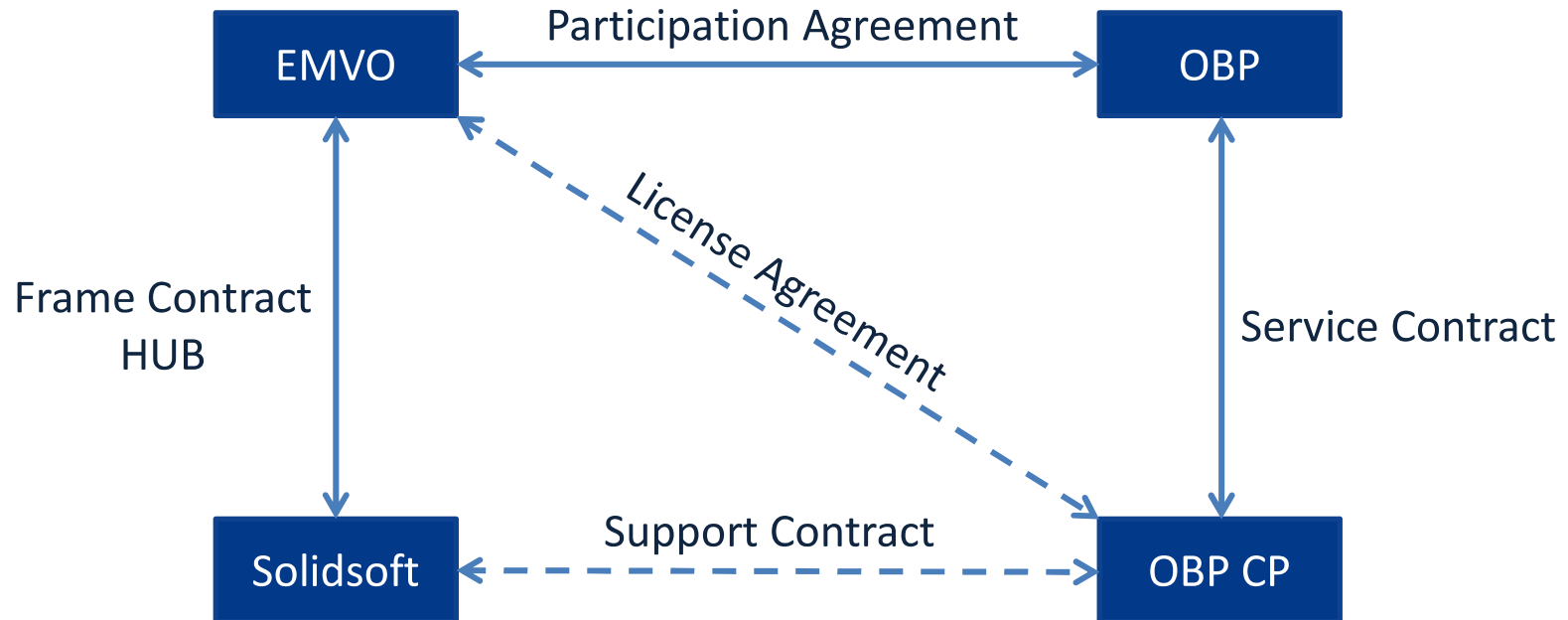
- Covers provisions for the legal framework for
Confidentiality of the On-
EMVO g.
-
-
-
- Participation in the project

**No Contract
Negotiation**

One-Time Fee per OBP

OBPs with more than 12 MAHs in Europe	20,000 €
OBPs with 6 to 12 MAHs in Europe	10,000 €
OBPs with 3 to 5 MAHs in Europe	8,000 €
OBPs with 2 MAHs in Europe	6,000 €
OBPs with 1 MAH in Europe	3,000 €

On-Boarding Contract Landscape



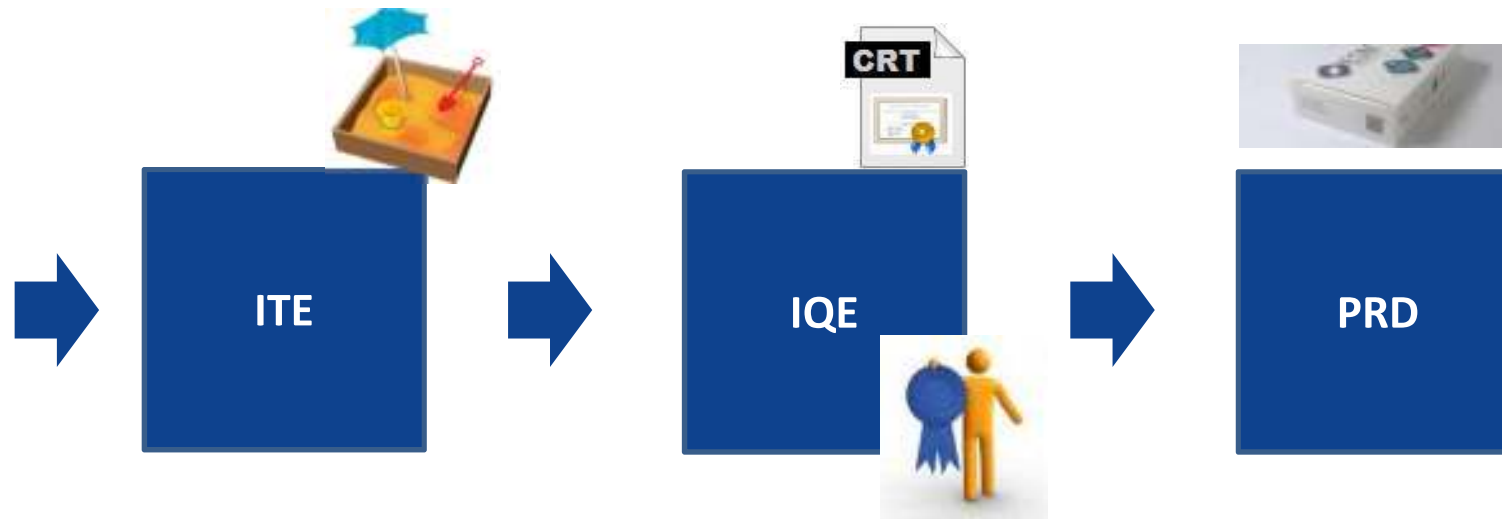
EMVO: European Medicines Verification Organization
Solidsoft: IT Service Provider for implementation and operation of European HUB
OBP: On-Boarding Partner
OBP CP: IT Service Provider

- Gateway connection  
 - Direct connection 

Technical On-boarding

- ❑ Starts when Participation Agreement is signed by EMVO
- ❑ OBPs will connect their system sequentially to:
 - the ITE environment to develop an interface
 - the IQE environment to certify the interface
 - The PRD environment to use the interface
- ❑ OBPs can choose to connect via
 - a Direct connection (data send from OBP's system straight to EU Hub)
 - a Gateway connection (Data sent first to a Gateway Provider. The Gateway Provider sends it through to the EU Hub)

EU Hub Environments



ITE environment

- Integrated Test Environment
- Used as sandbox by multiple OBP's
- Integration testing of OBP's connection

IQE environment

- Integrated Quality Environment
- Used for Quality- & Certification testing by multiple OBP's
- Validated environment

PRD environment

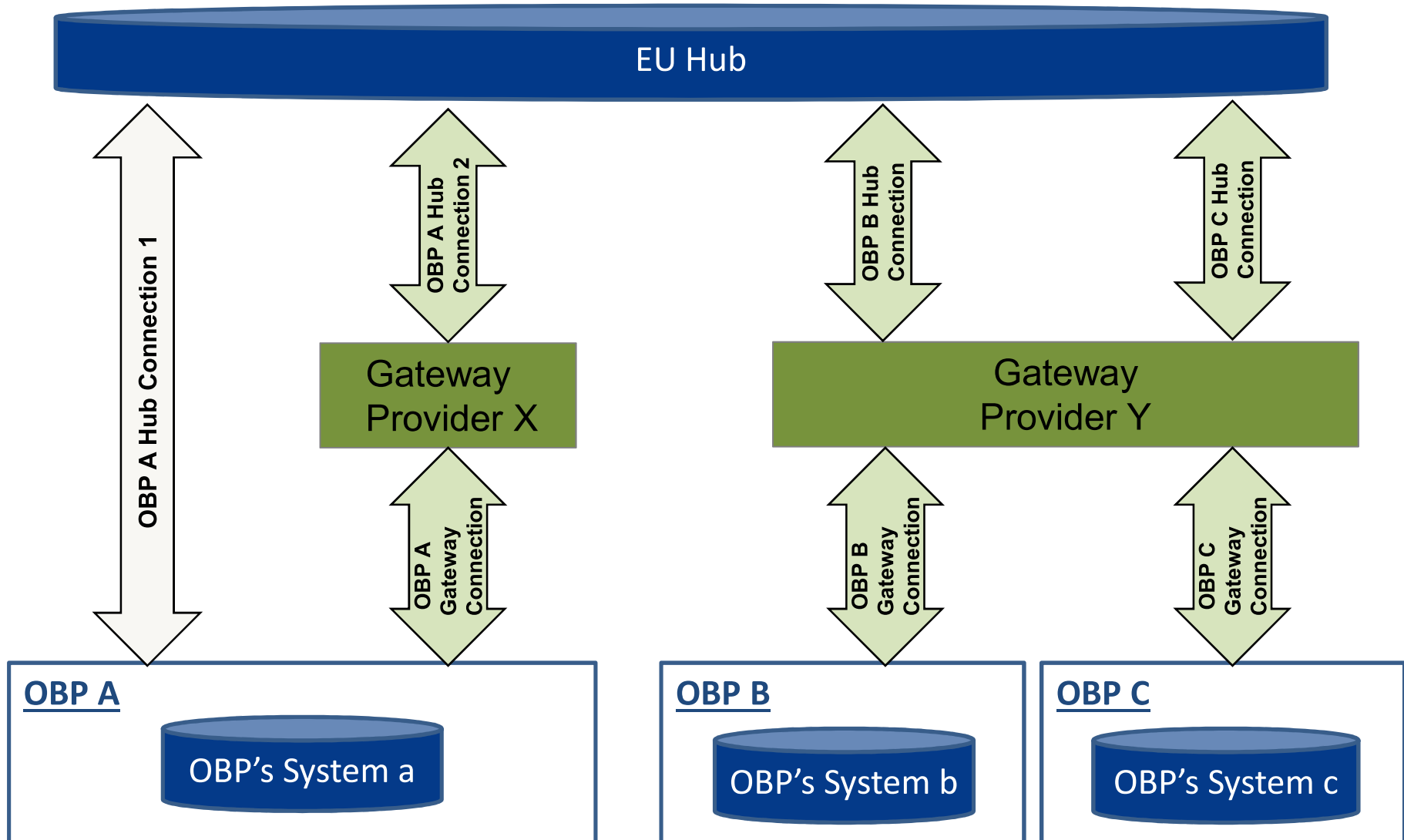
- Productive Environment
- Validated environment

IQE: Integration Quality Environment

IQE: Integration Quality Environment

PRD: Productive Environment

Connection Types



What is an OBP Gateway Provider?

- ❑ A third-party contractor engaged by the OBP, who assists in whole or part of with the **development, implementation, provision, use and/or operation** of the OBP interface to the EU Hub via a Gateway Connection
- ❑ Every OBP Gateway Provider has to be promoted by at least one OBP in the On-boarding Process
- ❑ EMVO validates and approves the proposed Gateway Providers

General Information

How does the On-Boarding work?

General Information

How does the On-Boarding work?

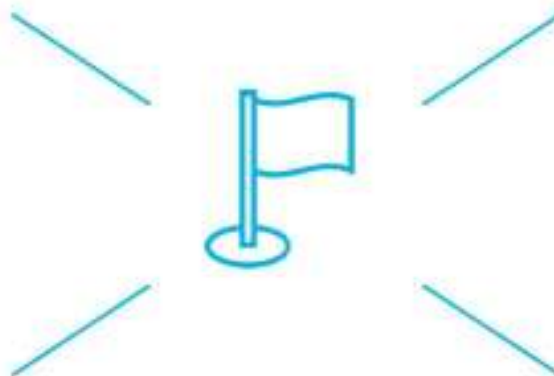
OBP Portal



Prerequisite to on-board
> 2.500 MAHs/Parallel Distributors



User-friendly
web-based portal



Decrease EMVO's
response time



Starting point/ trigger
for legitimacy check

How does the On-Boarding work?

On Boarding Partner Portal

(Support software to guide OBPs to connect with the EU Hub)



The screenshot displays the On Boarding Partner Portal interface. At the top left, there is a blue square icon, the text "OBP 1", and a link labeled "EDIT LINKS". At the top right, there is a search bar with the placeholder text "Search this site". Below the header, there is a list of five steps, each with a dropdown arrow on the right:

- Step 1: Provide initial information
- Step 2: Non-disclosure agreement
- Step 3: Detailed information and participation agreement
- Step 4: Legitimacy check
- Step 5: Technical Information

How to request to participate

1. Via website – [link](#)



2. Fill in User + Company details



Request to participate

First Name:

Last Name:

Email:

Company Name:

Country of Registration:

EMVO Account:

Type of Organisation:

By submitting this form you agree to the EMVO Terms of Participation and the EMVO Privacy Policy. You will receive an email address and complete registration form within the EMVO On-boarding Partner Portal for you to use to request to participate. You will also receive an email address and complete registration form within the EMVO On-boarding Partner Portal for you to use to request to participate.

[Submit](#)

3. You'll be directed to the confirmation screen



4. Check your email to validate your account



How to request to participate

5. Your company portal will be created



6. Your company portal is created



7. Follow the instructions in your email to login to your Company portal



8. Your Company portal is ready to On board



On-Boarding Partner Portal

Step 1: Provide Initial Information

Step 2: Non-Disclosure Agreement

Step 3: Participation Agreement + Detailed information

Step 4: Approvals

Step 5: Technical On Boarding


Step 1: Provide Initial Information

Trigger step 1:
Successful Request to Participate

To add or modify the requested information

Estimated time to complete



Status:
Not Started
In Progress
Complete

Step 1: Provide initial information				
		Time to complete	Status	
1.1	Company information 	Add	5-7 min	Not Started
1.2	Authorised representative information 	Add	5-7 min	Not Started
1.3	Pre-technical Connection Information 	Add	5-7 min	
Step 2: Non-disclosure agreement				
Step 3: Detailed information and participation agreement				
Step 4: Approvals				
Step 5: Technical onboarding				

1.1 Company Information

Please provide all the necessary/mandatory **information of your Company** which will be used for the legitimacy check

Company Information

Company Name *	EMVO
Country of Registration *	Belgium
VAT Number *	1111111111
Company Registration Number * 	
Street *	
Number *	
Box	
Zip code *	
City *	
Country *	
Business Phone *	
Web Page	
Company Email Address *	
Are you part of a corporation? 	<input type="checkbox"/>
Do you represent? *	<input checked="" type="radio"/> Marketing Authorisation Holders (MAH) with Parallel Distribution activity <input type="radio"/> Marketing Authorisation Holders (MAH) without Parallel Distribution activity

1.2 Authorised Representative

Please provide all the necessary/mandatory **information of the Authorised representative** which will be used for the legitimacy check



Obligated for the legitimacy check

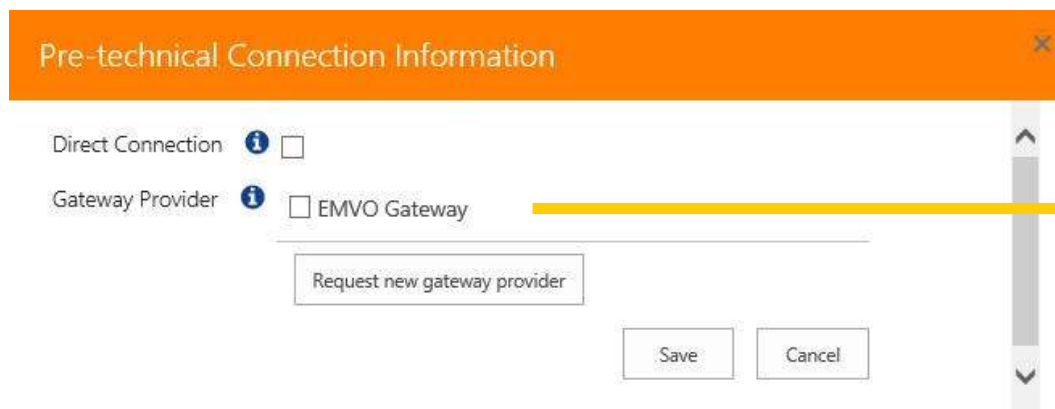
Action:
A prefilled NDA will be generated

Note:
The Authorised Representative will be the person who need to sign the Participation Agreement and the Non-Disclosure Agreement

1.3 Connection Provider Information

Optional:

This field can be used to provide us info concerning the desired **Connection to the EU Hub** (if already known at this stage)



Pre-technical Connection Information

Direct Connection

Gateway Provider EMVO Gateway

Request new gateway provider

Save Cancel

List with Certified * Gateway Providers which allows the OBP to start immediately the mini-certification test in the Integrated Quality Environment (IQE)

Note:

We only allow
2 connection
per OBP

* **Certified Gateway Provider** is a provider which for a first OBP already passed the full certification test of the Gateway of this Gateway Provider

On-Boarding Partner Portal

Step 1: Provide Initial Information

Step 2: Non-Disclosure Agreement

Step 3: Participation Agreement + Detailed information

Step 4: Approvals

Step 5: Technical On Boarding

Step 2: Non-Disclosure Agreement

Trigger step 2:

- Company information available
- Authorised Representative Information available

View and
Download
prefilled
Non-
Disclosure
Agreement

Upload
signed Non-
Disclosure
Agreement

Status:
Not Started
Available

Status:
Not Started
Awaiting Approval
Approved
Rejected

Step 1: Provide initial information		Complete	
Step 2: Non-disclosure agreement			
		Time to complete	Status
2.1	Non-disclosure agreement i	1 min	Available
2.2	Upload signed non-disclosure agreement i	1 min	Not Started
2.3	Two hardcopies sent to EMVO i	21 days	
Step 3: Detailed information and participation agreement			
Step 4: Approvals			
Step 5: Technical onboarding			

Status:
No Status
Awaiting hardcopy
Send back on
XX:XX:XXXX

On-Boarding Partner Portal

Step 1: Provide Initial Information

Step 2: Non-Disclosure Agreement

Step 3: Participation Agreement + Detailed information

Step 4: Approvals

Step 5: Technical On Boarding

Step 3: Detailed information and Participation Agreement

Trigger step 3:

- EMVO approved the signed Non-Disclosure Agreement

Download
General Info
Pack

Add or Modify
requested
information

Status:
Not Started
Available

Status:
Not Started
Completed

Status:
Not Started
Available

Status:
Not Started
Awaiting Approval
Approved
Rejected

		Time to complete	Status
Step 1: Provide initial information Complete			
Step 2: Non-disclosure agreement Complete			
Step 3: Detailed information and participation agreement			
3.1	General info pack ⓘ	Open	Available
3.2	Single point of contact information ⓘ	Modify	Complete
3.3	Participation Agreement ⓘ	View Download	Available
3.4	Upload Signed Participation Agreement ⓘ	Upload PDF	Awaiting approval
3.5	Invoicing information ⓘ	Add	Not Started
3.6	Additional company information ⓘ	Add	Not started
3.7	MAH and product information ⓘ	Add	Not started
Step 4: Approvals			
Step 5: Technical onboarding			

Step 3: Detailed information and Participation Agreement

View and Download
prefilled Participation
Agreement

Upload signed
Participation
Agreement

		Time to complete	Status
Step 1: Provide initial information			Complete
Step 2: Non-disclosure agreement			Complete
Step 3: Detailed information and participation agreement			
3.1	General info pack ⓘ	Open	Available
3.2	Single point of contact information ⓘ	Modify	Complete
3.3	Participation Agreement ⓘ	View Download	Available
3.4	Upload Signed Participation Agreement ⓘ	Upload PDF	Awaiting approval
3.5	Invoicing information ⓘ	Add	Not Started
3.6	Additional company information ⓘ	Add	Not started
3.7	MAH and product information ⓘ	Add	Not started
Step 4: Approvals			
Step 5: Technical onboarding			

Status:
Not Started
Completed

3.1 General Info Pack

In the **General info Pack** the OBP can find some General Information

General info pack - Pack Documents

Type	Name	Modified	Modified By	Checked Out To
	EMVO0038 - EMVO Gateway User Manual	2/17/2017 11:19 AM	<input type="checkbox"/> Jamie Williams	
	Information for On boarding Partners	2/17/2017 11:19 AM	<input type="checkbox"/> Jamie Williams	

3.2 Single point of contact

Please provide all the necessary/mandatory **information of the Single point of contact** which will be used to generate the Participation Agreement

Single Point of Contact

SPOC First Name *	<input type="text"/>
SPOC Last Name *	<input type="text"/>
SPOC Email Address *	<input type="text"/>
SPOC Phone Number *	<input type="text"/>
SPOC Availability Hours *	Monday to Friday 08:00 to 16:00 CET
SPOC First Name	<input type="text"/>
SPOC Last Name	<input type="text"/>
SPOC Email Address	<input type="text"/>
SPOC Phone Number	<input type="text"/>
SPOC Availability Hours	Monday to Friday 09:00 to 16:00 CET
Copy of Proof	<input type="button" value="Attach File"/>
<input type="button" value="Save"/>	<input type="button" value=""/>

Note:

The Single point of contact will be confirmed by the Authorized Representative in the Participation Agreement to be the responsible for providing all the required information in the OBP Portal for the On-boarding of the OBP

Action:

A prefilled Participation Agreement will be generated

3.5 Invoicing information

Please provide all the necessary/mandatory **invoicing information** to where we can address the Invoicing form

Invoicing information ✕

Street *

Number *

Box

Zip code *

City *

Country *

Business Phone *

Company Email Address *

On-Boarding Partner Portal

Step 1: Provide Initial Information

Step 2: Non-Disclosure Agreement

Step 3: Participation Agreement + Detailed information

Step 4: Approvals

Step 5: Technical On Boarding

Step 4: Approvals

Trigger step 4:

- Step 3 completed

Step 1: Provide initial information		Complete	▼
Step 2: Non-disclosure agreement		Complete	▼
Step 3: Detailed information and participation agreement			▼
Step 4: Approvals			▼
		Time to complete	Status
4.1	Legitimacy check status ⓘ	14 days	
4.2	Countersigned Participation Agreement send back to OBP ⓘ	21 days	
4.3	Invoice status ⓘ		
Step 5: Technical onboarding			▼

Status:
Not Started
Passed
Failed

Status:
Not Started
Awaiting harcopy
Sent back on
xx:xx:xxxx

Status:
No Status
Awaiting payment
Payment received

On-Boarding Partner Portal

Step 1: Provide Initial Information

Step 2: Non-Disclosure Agreement

Step 3: Participation Agreement + Detailed information

Step 4: Approvals

Step 5: Technical On Boarding

Technical On-boarding

**The Technical On-boarding process
will be described in future
versions of this presentation**

Sign-off page

Authored by:

Willem Theunissen		
Author	Signature	Date

Approved by:

Tobias Beer		
Commercial & Partner Manager	Signature	Date

Version History

Revision History:

Version Date	Version	Author	Reason For Changes
18/04/2017	V1.0	Stephan Theunissen	Initial Document
3/5/2017	V2.0	Willem Theunissen	adapted: Slide 15: SDK moved to PA Slide 19: Client adapted to OBP's system

Sign-off page

Authored by:

Willem Theunissen		3/05/17
Author	Signature	Date

Approved by:

Tobias Beer		3/05/17
Commercial & Partner Manager	Signature	Date